

Scaled data based on original data using  
LM-79-08 Approved Method: Electrical and Photometric Measurements of Solid-  
State Lighting Products

Test Report Prepared for  
Cooper Lighting Solutions  
(formerly Eaton)

Brand: INVUE

Report Number: P401506

Luminaire Tested: **ENT-SA1D-740-U-T2-HSS**

Issue Date: 5/20/2020

**Test Information**

Test Method: LM-79-08  
Report Number: P401506  
TEST IS SCALED FROM IESNA LM-79-08 TEST DATA (G1-2004-754-12)  
Test Lab: INNOVATION CENTER  
Issue Date: 5/20/2020  
Manufacturer: COOPER LIGHTING SOLUTIONS (FORMERLY EATON)  
Product Line: INVUE  
Catalog Number: ENT-SA1D-740-U-T2-HSS  
Description: ENTRI LED LUMINAIRE  
(1) 70 CRI, 4000K, 800mA LIGHTSQUARE WITH 16 LEDS AND TYPE II OPTICS WITH HOUSE SIDE SHIELD  
Light Source: -  
Ballast/Driver: ELECTRONIC DRIVER

**Summary**

Lumens per Lamp: N/A  
Luminaire Lumens: 4272 lumens  
Efficiency: N/A  
Efficacy: 99.1 lumens/watt  
Luminous Opening: Rectangular (W 0.5' x L: 0.5' x H: 0')  
IES Classification: Type II - Medium - Semi-Cutoff  
BUG Rating: B0 - U0 - G1

Input Watts (W): 43.1  
Input Voltage (V): NR  
Input Current (Ain): NR  
Voltage Rise (V): NR  
Power Factor: NR  
Total Harmonic Distortion (THDi): NR  
Frequency (hertz): 60  
Stabilization Time: NR  
Operation Time: NR  
Ambient Temperature (°C): NR  
Test Distance: 25 FT

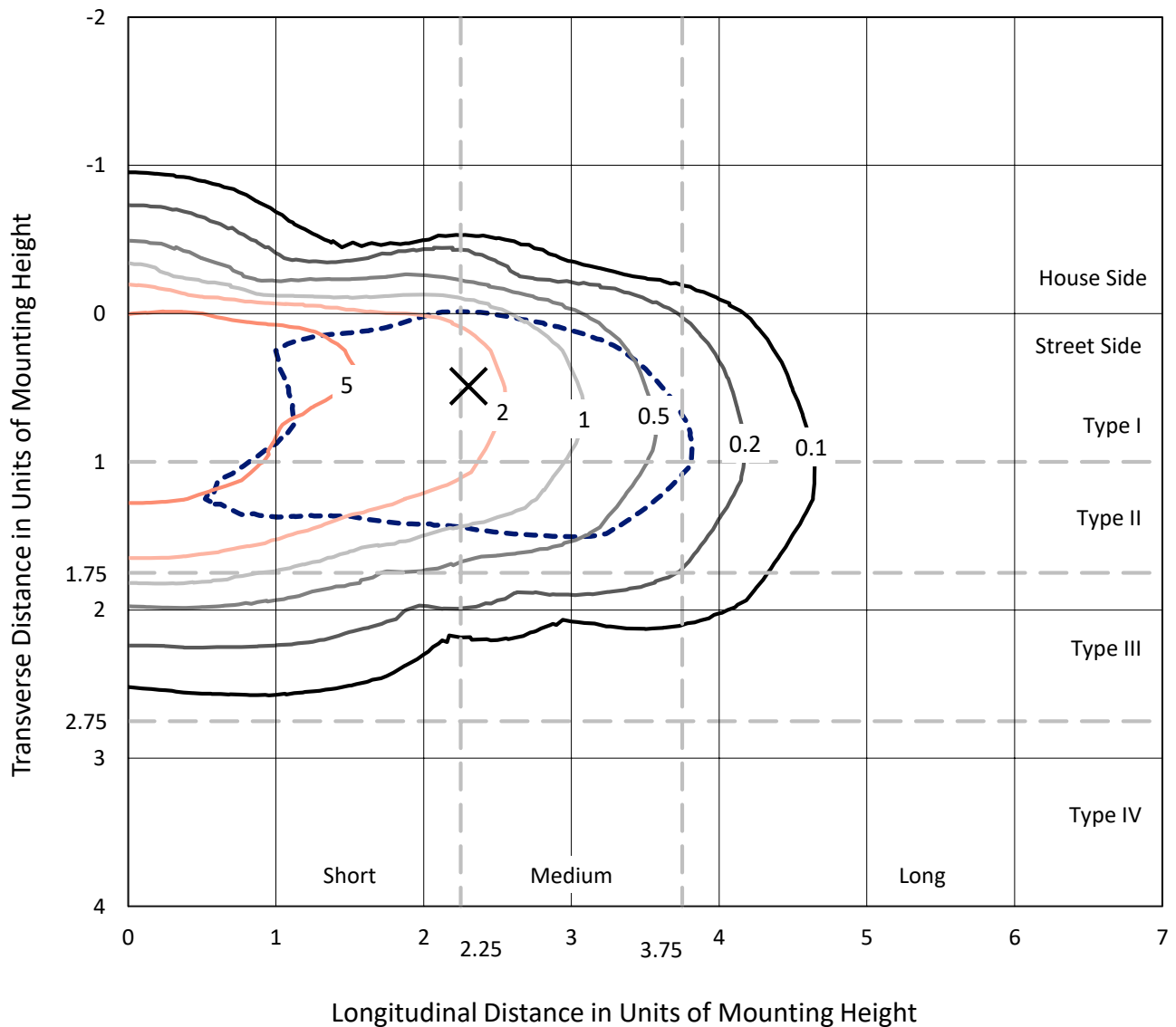


REPORT NUMBER: P401506

CATALOG NUMBER: ENT-SA1D-740-U-T2-HSS

### Iso-Footcandle Lines of Horizontal Illumination

× Max cd  
 - - - 1/2 Max cd

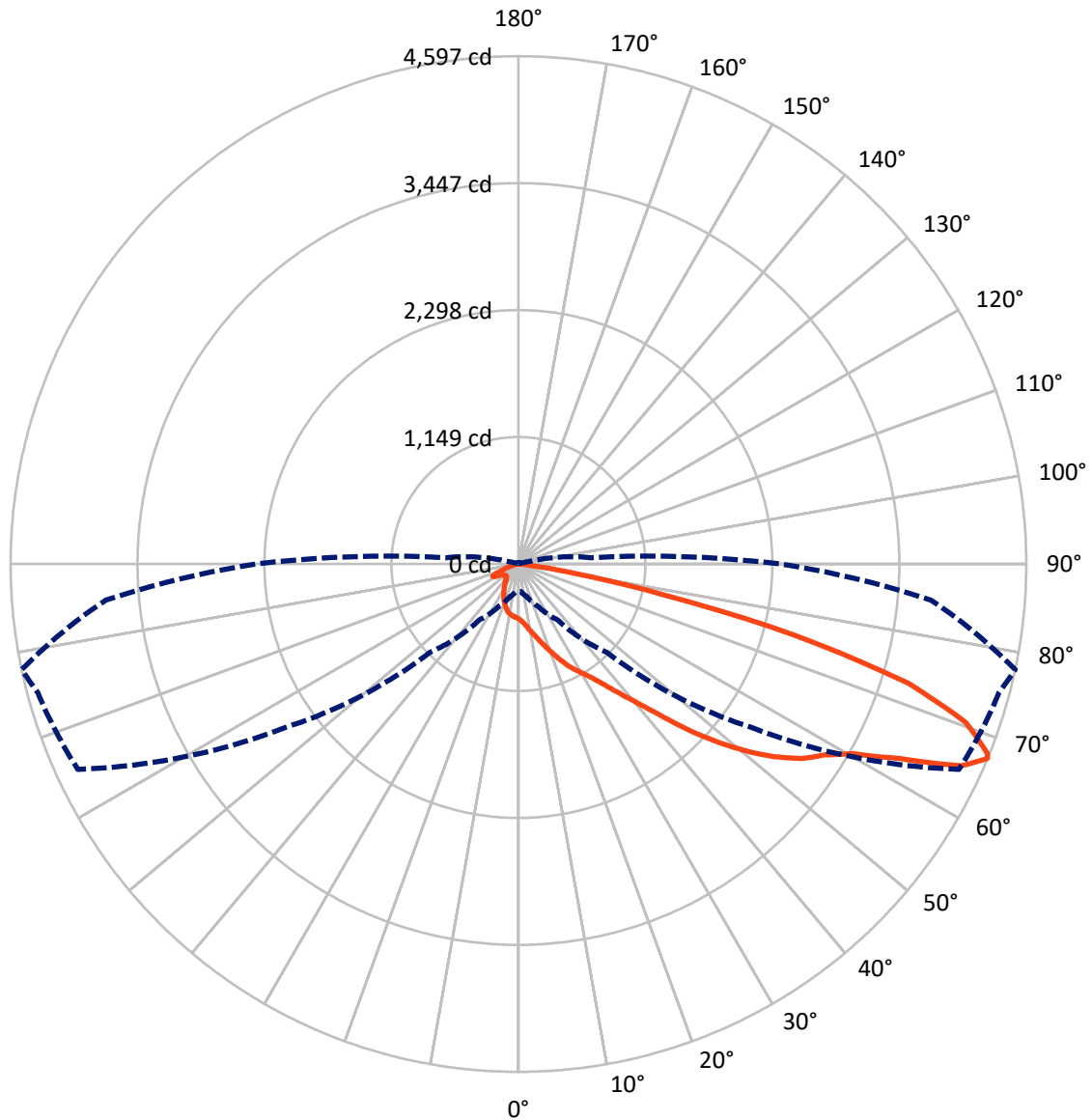


Based on 10 foot mounting height. Maximum calculated value = 7.7 fc  
 Type II - Medium - Semi-Cutoff

REPORT NUMBER: P401506

CATALOG NUMBER: ENT-SA1D-740-U-T2-HSS

### Luminous Intensity Polar Plot



— Vertical Plane Through 78-Deg Lateral      - - - Horizontal Cone Through 67-Deg Vertical

REPORT NUMBER: P401506

CATALOG NUMBER: ENT-SA1D-740-U-T2-HSS

**FLUX DISTRIBUTION:**

		Downward	Upward	Total
<b>House Side</b>	Lumens	301.4	0.0	301.4
	% Fixture	7.1	0.0	7.1
<b>Street Side</b>	Lumens	3970.6	0.0	3970.6
	% Fixture	92.9	0.0	92.9
<b>Total</b>	Lumens	4272.0	0.0	4272.0
	% Fixture	100.0	0.0	100.0

**Coefficient of Utilization**

**ZONAL LUMENS:**

Zone	Lumens	% Fixture
0°-10°	47.8	1.1
10°-20°	137.0	3.2
20°-30°	242.0	5.7
30°-40°	426.6	10.0
40°-50°	733.2	17.2
50°-60°	1103.7	25.8
60°-70°	1086.1	25.4
70°-80°	474.6	11.1
80°-90°	21.0	0.5
90°-100°	0.0	0.0
100°-110°	0.0	0.0
110°-120°	0.0	0.0
120°-130°	0.0	0.0
130°-140°	0.0	0.0
140°-150°	0.0	0.0
150°-160°	0.0	0.0
160°-170°	0.0	0.0
170°-180°	0.0	0.0
0°-90°	4272.0	100.0
0°-180°	4272.0	100.0



REPORT NUMBER: P401506

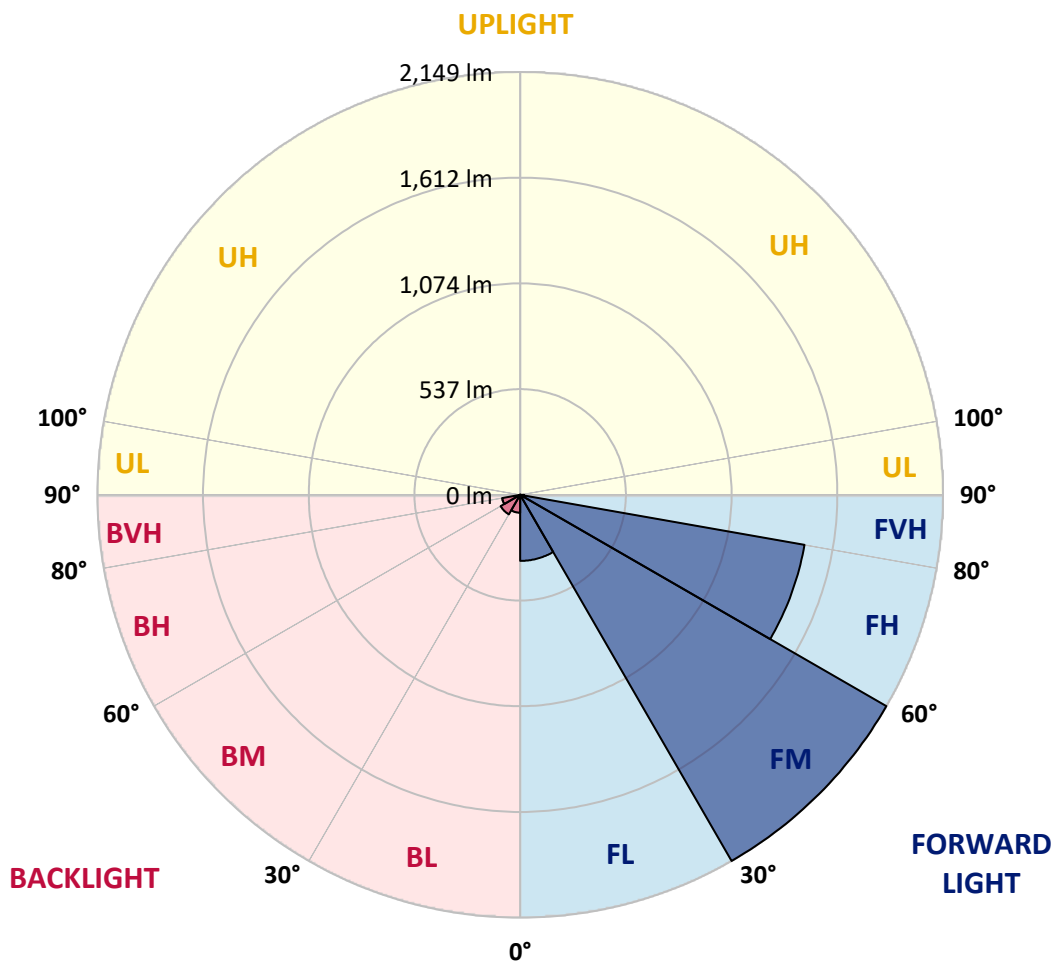
CATALOG NUMBER: ENT-SA1D-740-U-T2-HSS

**LUMINAIRE CLASSIFICATION SYSTEM LUMEN TABLE AND BUG RATING:**

Zone	Lumens	% Fixture	Zone Rating/Lumen Limit		
			B	U	G
FL (0°-30°)	335.7	7.9			
FM (30°-60°)	2148.9	50.3			
FH (60°-80°)	1467.2	34.3			G1/1800
FVH (80°-90°)	18.9	0.4			G1/100
BL (0°-30°)	91.1	2.1	B0/110		
BM (30°-60°)	114.7	2.7	B0/220		
BH (60°-80°)	93.5	2.2	B0/110		G0/110
BVH (80°-90°)	2.2	0.1			G0/10
UL (90°-100°)	0.0	0.0		U0/0	
UH (100°-180°)	0.0	0.0		U0/0	

**BUG Rating: B0-U0-G1**

Type II Medium





REPORT NUMBER: P401506

CATALOG NUMBER: ENT-SA1D-740-U-T2-HSS

**CANDELA DISTRIBUTION (FULL):**

	0°	5°	15°	25°	35°	45°	55°	65°	75°	78°	85°
0°	496.0	496.0	496.0	496.0	496.0	496.0	496.0	496.0	496.0	496.0	496.0
2.5°	569.0	571.4	568.2	565.8	559.4	551.4	543.4	531.3	518.5	513.7	505.6
5°	638.9	638.9	638.9	632.4	626.8	611.6	593.1	574.7	550.6	541.8	523.3
7.5°	675.8	676.6	679.0	679.0	675.8	665.4	645.3	624.4	588.3	576.3	546.6
10°	679.8	683.0	689.4	699.1	706.3	711.9	699.9	677.4	634.0	619.6	576.3
12.5°	669.4	671.0	681.4	699.1	722.3	745.6	746.4	732.8	684.6	664.5	612.4
15°	645.3	647.7	662.9	691.0	727.2	768.9	793.0	789.0	744.0	720.7	652.5
17.5°	606.8	609.2	628.4	670.2	723.1	784.1	835.5	855.6	802.6	780.1	693.4
20°	605.2	606.0	613.2	644.5	707.1	793.0	877.2	924.6	874.0	849.9	741.6
22.5°	707.9	701.5	685.4	665.4	692.6	790.6	915.0	997.6	962.3	924.6	797.0
25°	822.7	825.1	807.4	760.1	725.5	786.5	943.9	1080.3	1045.0	1007.3	854.0
27.5°	943.0	939.0	923.8	880.4	822.7	815.4	964.7	1146.9	1124.4	1078.7	904.5
30°	1060.2	1057.0	1045.8	1001.6	939.0	890.1	980.8	1207.1	1199.9	1149.3	945.5
32.5°	1194.3	1199.9	1185.4	1127.6	1051.4	991.2	1015.3	1270.5	1291.4	1229.6	988.0
35°	1350.0	1350.0	1320.3	1267.3	1188.6	1104.4	1084.3	1340.3	1407.8	1341.1	1055.4
37.5°	1478.4	1488.8	1471.2	1394.9	1321.1	1232.8	1189.4	1426.2	1551.4	1484.0	1146.1
40°	1579.5	1597.2	1598.0	1522.5	1454.3	1396.5	1336.3	1547.4	1732.0	1645.3	1254.5
42.5°	1673.4	1676.6	1690.3	1646.9	1578.7	1563.5	1501.7	1691.1	1957.5	1855.6	1398.9
45°	1793.0	1799.4	1791.4	1759.3	1700.7	1720.8	1686.3	1873.3	2211.1	2125.3	1569.1
47.5°	1968.8	1984.0	1972.0	1914.2	1842.8	1880.5	1855.6	2054.6	2497.7	2393.3	1753.7
50°	2133.3	2145.3	2158.2	2139.7	2068.3	2032.2	2001.7	2246.5	2743.3	2655.0	1935.1
52.5°	2151.0	2162.2	2232.8	2297.8	2345.2	2250.5	2155.0	2440.7	2970.4	2896.6	2101.2
55°	2036.2	2043.4	2161.4	2289.8	2507.3	2539.4	2380.5	2632.5	3160.6	3110.1	2212.8
57.5°	1716.8	1747.2	1915.0	2111.6	2467.2	2711.2	2700.7	2855.6	3284.2	3260.9	2356.4
60°	1127.6	1161.4	1362.0	1659.8	2171.8	2665.4	3052.3	3190.3	3457.6	3483.3	2608.4
62.5°	584.3	623.6	800.2	1064.2	1573.9	2321.1	3171.9	3740.1	3789.9	3877.3	3057.9
65°	333.9	341.9	430.2	623.6	974.4	1662.2	3028.2	4284.3	4227.3	4404.6	3631.7
67°	248.0	248.0	309.8	423.8	617.2	1130.1	2582.7	4399.0	4502.6	4596.5	3747.3
67.5°	222.3	234.4	287.3	390.9	553.8	1002.4	2416.6	4368.5	4520.2	4578.8	3707.2
70°	152.5	160.5	206.3	280.1	373.2	521.7	1584.3	3863.7	4354.9	4295.5	3359.7
72.5°	91.5	94.7	136.4	201.5	278.5	279.3	864.4	2932.7	3690.3	3689.5	2744.1
75°	57.0	60.2	80.3	134.8	195.0	175.0	399.7	1995.3	2650.2	2598.8	1838.7
77.5°	32.1	36.9	48.2	73.8	123.6	111.6	168.5	1118.0	1431.8	1343.5	913.4
80°	12.8	15.2	27.3	35.3	69.8	66.6	69.0	393.3	579.5	522.5	305.8
82.5°	3.2	4.0	9.6	16.9	27.3	27.3	21.7	107.5	137.2	127.6	78.7
85°	0.0	0.0	0.8	0.8	0.8	1.6	5.6	12.0	14.4	16.9	12.8
87.5°	0.0	0.0	0.0	0.8	0.8	0.8	1.6	2.4	2.4	2.4	2.4
90°	0.0	0.0	0.0	0.0	0.0	0.0	0.0	0.0	0.0	0.0	0.0



REPORT NUMBER: P401506

CATALOG NUMBER: ENT-SA1D-740-U-T2-HSS

**CANDELA DISTRIBUTION (continued):**

	90°	95°	105°	115°	125°	135°	145°	155°	165°	175°	180°
0°	496.0	496.0	496.0	496.0	496.0	496.0	496.0	496.0	496.0	496.0	496.0
2.5°	499.2	493.6	482.4	470.3	458.3	448.7	440.6	429.4	427.8	427.8	427.8
5°	509.6	496.8	471.1	445.4	419.8	396.5	379.6	366.0	353.9	349.9	353.1
7.5°	524.9	501.6	456.7	411.7	371.6	338.7	314.6	295.4	286.5	281.7	277.7
10°	545.0	508.8	437.4	371.6	321.0	281.7	256.0	237.6	228.7	223.1	223.9
12.5°	566.6	514.5	413.3	328.3	272.1	236.0	214.3	199.0	184.6	175.8	178.2
15°	588.3	518.5	383.6	288.1	234.4	202.3	171.8	144.5	134.8	133.2	132.4
17.5°	612.4	517.7	350.7	250.4	202.3	157.3	126.8	123.6	122.8	122.8	122.0
20°	637.3	513.7	313.0	219.1	170.2	119.6	114.8	113.2	110.8	110.0	109.2
22.5°	664.5	506.4	278.5	191.8	126.8	109.2	102.7	97.9	93.9	91.5	92.3
25°	689.4	492.8	244.8	166.1	108.4	97.9	89.1	81.9	77.9	74.6	75.4
27.5°	706.3	468.7	215.9	134.0	99.5	86.7	76.2	69.0	63.4	61.0	61.0
30°	707.9	434.2	190.2	110.0	90.7	76.2	65.0	57.0	53.8	52.2	51.4
32.5°	706.3	398.9	171.0	101.1	82.7	66.6	55.4	49.8	46.6	44.9	44.9
35°	714.3	362.8	153.3	93.1	73.8	58.6	49.0	43.3	40.9	39.3	39.3
37.5°	738.4	337.9	134.8	85.1	65.8	51.4	44.1	39.3	36.9	35.3	35.3
40°	771.3	317.0	112.4	77.0	57.8	46.6	40.1	36.1	32.9	31.3	31.3
42.5°	829.1	309.0	93.9	69.0	50.6	41.7	36.9	32.1	28.9	27.3	27.3
45°	915.0	313.0	85.9	61.8	45.7	37.7	32.9	28.1	24.9	24.1	24.1
47.5°	1009.7	329.9	80.3	55.4	41.7	35.3	29.7	24.9	21.7	20.9	20.9
50°	1115.6	356.4	75.4	49.0	37.7	32.1	26.5	21.7	19.3	18.5	18.5
52.5°	1216.7	390.1	70.6	44.1	35.3	28.9	23.3	19.3	17.7	16.9	16.9
55°	1293.8	411.7	66.6	40.9	32.9	26.5	20.9	18.5	16.1	15.2	15.2
57.5°	1401.3	447.8	61.8	36.9	29.7	24.1	19.3	16.9	14.4	14.4	14.4
60°	1619.6	545.0	54.6	33.7	26.5	21.7	18.5	15.2	13.6	12.8	12.8
62.5°	2012.9	705.5	47.4	31.3	23.3	19.3	16.1	13.6	12.0	10.4	10.4
65°	2391.7	772.1	40.1	27.3	20.9	16.9	14.4	12.0	8.8	7.2	7.2
67°	2370.9	660.5	33.7	23.3	17.7	15.2	12.0	9.6	6.4	4.0	4.0
67.5°	2314.7	614.8	32.9	22.5	16.9	14.4	12.0	8.8	5.6	3.2	3.2
70°	1967.2	430.2	25.7	17.7	14.4	12.8	9.6	6.4	3.2	1.6	1.6
72.5°	1598.0	341.1	20.1	14.4	12.0	9.6	8.0	4.0	2.4	0.8	0.8
75°	1130.1	209.5	17.7	12.8	9.6	7.2	6.4	4.0	2.4	1.6	0.8
77.5°	557.8	96.3	14.4	11.2	8.8	7.2	5.6	4.8	4.0	3.2	1.6
80°	163.7	31.3	9.6	8.0	8.0	7.2	6.4	5.6	4.8	4.0	2.4
82.5°	36.9	11.2	3.2	4.0	5.6	5.6	5.6	4.0	3.2	1.6	0.8
85°	4.8	2.4	2.4	2.4	3.2	3.2	2.4	1.6	1.6	0.0	0.0
87.5°	1.6	1.6	1.6	2.4	2.4	2.4	1.6	0.8	0.8	0.0	0.0
90°	0.0	0.0	0.0	0.0	0.0	0.0	0.0	0.0	0.0	0.0	0.0

(END OF REPORT)